

SAMPLE NAME: R&R 5mg Full Spectrum Dog Chews - Lot 6004

Infused, Colorado Infused

CULTIVATOR / MANUFACTURER
Business Name:
License Number:
Address:
DISTRIBUTOR / TESTED FOR
Business Name: R+R Medicinals

License Number:
Address:
SAMPLE DETAIL
Batch Number: 6004

Sample ID: 230106P020

Date of Sampling: 01/06/2023

Time of Sampling: 1:11 p.m.

Sampler Name:
Sampler Company:
Date Collected: 01/06/2023

Date Received: 01/06/2023

Batch Size:
Sample Size: 1.0 units

Unit Mass: 132 grams per Unit

Serving Size: 2.2 grams per Serving


Scan QR code to verify authenticity of results.

CANNABINOID ANALYSIS - SUMMARY
Total THC: 12.672 mg/unit
Total CBD: 340.032 mg/unit
Sum of Cannabinoids: 373.164 mg/unit
Total Cannabinoids: 372.240 mg/unit

Total THC/CBD is calculated using the following formulas to take into account the loss of a carboxyl group during the decarboxylation step:



$$\text{Total THC} = \Delta^9\text{-THC} + (\text{THCa} \cdot 0.877)$$

$$\text{Total CBD} = \text{CBD} + (\text{CBDa} \cdot 0.877)$$

$$\text{Sum of Cannabinoids} = \Delta^9\text{-THC} + \text{THCa} + \text{CBD} + \text{CBDa} + \text{CBG} + \text{CBGa} + \text{THCV} + \text{THCVa} + \text{CBC} + \text{CBCa} + \text{CBDV} + \text{CBDVa} + \Delta^8\text{-THC} + \text{CBL} + \text{CBN}$$

$$\text{Total Cannabinoids} = (\Delta^9\text{-THC} + 0.877 \cdot \text{THCa}) + (\text{CBD} + 0.877 \cdot \text{CBDa}) +$$

$$(\text{CBG} + 0.877 \cdot \text{CBGa}) + (\text{THCV} + 0.877 \cdot \text{THCVa}) + (\text{CBC} + 0.877 \cdot \text{CBCa}) +$$


$$(\text{CBDV} + 0.877 \cdot \text{CBDVa}) + \Delta^8\text{-THC} + \text{CBL} + \text{CBN}$$
TERPENOID ANALYSIS - SUMMARY
39 TESTED, TOP 3 HIGHLIGHTED
Total Terpenoids: ND
SAFETY ANALYSIS - SUMMARY
Pesticides:  **PASS**
Mycotoxins:  **PASS**
Residual Solvents:  **PASS**
Heavy Metals:  **PASS**

For quality assurance purposes. Not a Regulatory Hemp Lab Test Report. These results relate only to the sample included on this report. This report shall not be reproduced, except in full, without written approval of the laboratory.

Sample Certification: 6 CCR 1010-21 Colorado Wholesale Food, Industrial Hemp, and Shellfish Regulations; where applicable

Decision Rule: Statements of conformity (e.g. Pass/Fail) to specifications are made in this report without taking measurement uncertainty into account. Where statements of conformity are made in this report, the following decision rules are applied: PASS - Results within limits/specifications, FAIL - Results exceed limits/specifications.

References: limit of detection (LOD), limit of quantification (LOQ), not detected (ND), not tested (NT)



Approved by: Josh Wurzer
Job Title: President
Date: 01/23/2023



Cannabinoid Analysis

Tested by high-performance liquid chromatography with diode-array detection (HPLC-DAD).

Method: QSP 1157 - Analysis of Cannabinoids by HPLC-DAD

TOTAL THC: 12.672 mg/unit

Total THC (Δ^9 -THC+0.877*THCa)

TOTAL CBD: 340.032 mg/unit

Total CBD (CBD+0.877*CBDA)

TOTAL CANNABINOIDS: 372.240 mg/unit

Total Cannabinoids (Total THC) + (Total CBD) + (Total CBG) + (Total THCV) + (Total CBC) + (Total CBDV) + Δ^8 -THC + CBL + CBN

TOTAL CBG: 3.564 mg/unit

Total CBG (CBG+0.877*CBGa)

TOTAL THCV: ND

Total THCV (THCV+0.877*THCVa)

TOTAL CBC: 12.012 mg/unit

Total CBC (CBC+0.877*CBCa)

TOTAL CBDV: 2.376 mg/unit

Total CBDV (CBDV+0.877*CBDVa)

CANNABINOID TEST RESULTS - 01/11/2023

COMPOUND	LOD/LOQ (mg/g)	MEASUREMENT UNCERTAINTY (mg/g)	RESULT (mg/g)	RESULT (%)
CBD	0.004 / 0.011	±0.0941	2.524	0.2524
Δ^9 -THC	0.002 / 0.014	±0.0053	0.096	0.0096
CBC	0.003 / 0.010	±0.0029	0.091	0.0091
CBDA	0.001 / 0.026	±0.0017	0.059	0.0059
CBG	0.002 / 0.006	±0.0013	0.027	0.0027
CBDV	0.002 / 0.012	±0.0007	0.018	0.0018
CBN	0.001 / 0.007	±0.0003	0.012	0.0012
Δ^8 -THC	0.01 / 0.02	N/A	ND	ND
THCa	0.001 / 0.005	N/A	ND	ND
THCV	0.002 / 0.012	N/A	ND	ND
THCVa	0.002 / 0.019	N/A	ND	ND
CBDVa	0.001 / 0.018	N/A	ND	ND
CBGa	0.002 / 0.007	N/A	ND	ND
CBL	0.003 / 0.010	N/A	ND	ND
CBCa	0.001 / 0.015	N/A	ND	ND
Total THC		±0.0053	0.096	0.0096
SUM OF CANNABINOIDS			2.827 mg/g	0.2827%

Unit Mass: 132 grams per Unit / Serving Size: 2.2 grams per Serving

Δ^9 -THC per Unit	12.672 mg/unit
Δ^9 -THC per Serving	0.211 mg/serving
Total THC per Unit	12.672 mg/unit
Total THC per Serving	0.211 mg/serving
CBD per Unit	333.168 mg/unit
CBD per Serving	5.553 mg/serving
Total CBD per Unit	340.032 mg/unit
Total CBD per Serving	5.667 mg/serving
Sum of Cannabinoids per Unit	373.164 mg/unit
Sum of Cannabinoids per Serving	6.219 mg/serving
Total Cannabinoids per Unit	372.240 mg/unit
Total Cannabinoids per Serving	6.203 mg/serving



Terpenoid Analysis

Terpene analysis utilizing gas chromatography-flame ionization detection (GC-FID).

Method: QSP 1192 - Analysis of Terpenoids by GC-FID

TERPENOID TEST RESULTS - 01/11/2023

COMPOUND	LOD/LOQ (mg/g)	MEASUREMENT UNCERTAINTY (mg/g)	RESULT (mg/g)	RESULT (%)
α-Pinene	0.005 / 0.017	N/A	ND	ND
Camphene	0.005 / 0.015	N/A	ND	ND
Sabinene	0.004 / 0.014	N/A	ND	ND
β-Pinene	0.004 / 0.014	N/A	ND	ND
Myrcene	0.008 / 0.025	N/A	ND	ND
α-Phellandrene	0.006 / 0.020	N/A	ND	ND
Δ ³ -Carene	0.005 / 0.018	N/A	ND	ND
α-Terpinene	0.005 / 0.017	N/A	ND	ND
p-Cymene	0.005 / 0.016	N/A	ND	ND
Limonene	0.005 / 0.016	N/A	ND	ND
Eucalyptol	0.006 / 0.018	N/A	ND	ND
β-Ocimene	0.006 / 0.020	N/A	ND	ND
γ-Terpinene	0.006 / 0.018	N/A	ND	ND
Sabinene Hydrate	0.006 / 0.022	N/A	ND	ND
Fenchone	0.009 / 0.028	N/A	ND	ND
Terpinolene	0.008 / 0.026	N/A	ND	ND
Linalool	0.009 / 0.032	N/A	ND	ND
Fenchol	0.010 / 0.034	N/A	ND	ND
Isopulegol	0.005 / 0.016	N/A	ND	ND
Camphor	0.006 / 0.019	N/A	ND	ND
Isoborneol	0.004 / 0.012	N/A	ND	ND
Borneol	0.005 / 0.016	N/A	ND	ND
Menthol	0.008 / 0.025	N/A	ND	ND
Terpineol	0.009 / 0.031	N/A	ND	ND
Nerol	0.003 / 0.011	N/A	ND	ND
Citronellol	0.003 / 0.010	N/A	ND	ND
Pulegone	0.003 / 0.011	N/A	ND	ND
Geraniol	0.002 / 0.007	N/A	ND	ND
Geranyl Acetate	0.004 / 0.014	N/A	ND	ND
α-Cedrene	0.005 / 0.016	N/A	ND	ND
β-Caryophyllene	0.004 / 0.012	N/A	ND	ND
trans-β-Farnesene	0.008 / 0.025	N/A	ND	ND
α-Humulene	0.009 / 0.029	N/A	ND	ND
Valencene	0.009 / 0.030	N/A	ND	ND
Nerolidol	0.006 / 0.019	N/A	ND	ND
Caryophyllene Oxide	0.010 / 0.033	N/A	ND	ND
Guaiol	0.009 / 0.030	N/A	ND	ND
Cedrol	0.008 / 0.027	N/A	ND	ND
α-Bisabolol	0.008 / 0.026	N/A	ND	ND
TOTAL TERPENOIDS			ND	ND



Pesticide Analysis

PESTICIDE TEST RESULTS - 01/12/2023 ✔ PASS

Pesticide and plant growth regulator analysis utilizing high-performance liquid chromatography-mass spectrometry (HPLC-MS) or gas chromatography-mass spectrometry (GC-MS).

*GC-MS utilized where indicated.

Method: QSP 1212 - Analysis of Pesticides and Mycotoxins by LC-MS or QSP 1213 - Analysis of Pesticides by GC-MS

COMPOUND	LOD/LOQ (µg/g)	ACTION LIMIT (µg/g)	MEASUREMENT UNCERTAINTY (µg/g)	RESULT (µg/g)	RESULT
Abamectin	0.032 / 0.097	0.25	N/A	ND	PASS
Acephate	0.006 / 0.018	0.05	N/A	ND	PASS
Acequinocyl	0.009 / 0.027	≥ LOQ	N/A	ND	PASS
Acetamiprid	0.016 / 0.049	0.05	N/A	ND	PASS
Aldicarb	0.030 / 0.090	0.5	N/A	ND	PASS
Allethrin	0.030 / 0.092	0.1	N/A	ND	PASS
Atrazine	0.006 / 0.019	≥ LOQ	N/A	ND	PASS
Azadirachtin	0.082 / 0.248	0.5	N/A	ND	PASS
Azoxystrobin	0.003 / 0.009	0.01	N/A	ND	PASS
Benzovindiflupyr	0.003 / 0.009	0.01	N/A	ND	PASS
Bifenazate	0.003 / 0.009	0.01	N/A	ND	PASS
Bifenthrin	0.021 / 0.064	≥ LOQ	N/A	ND	PASS
Boscalid	0.003 / 0.009	0.01	N/A	ND	PASS
Buprofezin	0.006 / 0.019	≥ LOQ	N/A	ND	PASS
Carbaryl	0.007 / 0.020	0.025	N/A	ND	PASS
Carbofuran	0.003 / 0.008	0.01	N/A	ND	PASS
Chlorantraniliprole	0.006 / 0.018	≥ LOQ	N/A	ND	PASS
Chlorfenapyr*	0.005 / 0.015	1.5	N/A	ND	PASS
Chlorpyrifos	0.013 / 0.039	0.5	N/A	ND	PASS
Clofentezine	0.003 / 0.009	0.01	N/A	ND	PASS
Clothianidin	0.008 / 0.025	0.025	N/A	ND	PASS
Coumaphos	0.003 / 0.010	0.01	N/A	ND	PASS
Cyantraniliprole	0.003 / 0.010	0.01	N/A	ND	PASS
Cyfluthrin	0.052 / 0.159	≥ LOQ	N/A	ND	PASS
Cypermethrin	0.051 / 0.153	≥ LOQ	N/A	ND	PASS
Cyprodinil	0.003 / 0.008	0.01	N/A	ND	PASS
Daminozide	0.026 / 0.077	≥ LOQ	N/A	ND	PASS
Deltamethrin	0.059 / 0.180	≥ LOQ	N/A	ND	PASS
Diazinon	0.006 / 0.017	≥ LOQ	N/A	ND	PASS
Dichlorvos (DDVP)	0.012 / 0.038	0.05	N/A	ND	PASS
Dimethoate	0.003 / 0.009	0.01	N/A	ND	PASS
Dimethomorph	0.016 / 0.050	≥ LOQ	N/A	ND	PASS
Dinotefuran	0.010 / 0.030	0.05	N/A	ND	PASS
Diuron	0.013 / 0.040	≥ LOQ	N/A	ND	PASS
Dodemorph	0.012 / 0.035	≥ LOQ	N/A	ND	PASS
Endosulfan sulfate	0.016 / 0.048	2.5	N/A	ND	PASS
Endosulfan-α*	0.004 / 0.014	2.5	N/A	ND	PASS
Endosulfan-β*	0.006 / 0.019	2.5	N/A	ND	PASS
Ethoprophos	0.003 / 0.009	0.01	N/A	ND	PASS
Etofenprox	0.014 / 0.042	≥ LOQ	N/A	ND	PASS
Etoxazole	0.007 / 0.020	≥ LOQ	N/A	ND	PASS

Continued on next page



Pesticide Analysis *Continued*

PESTICIDE TEST RESULTS - 01/12/2023 *continued* ✔ PASS

COMPOUND	LOD/LOQ (µg/g)	ACTION LIMIT (µg/g)	MEASUREMENT UNCERTAINTY (µg/g)	RESULT (µg/g)	RESULT
Etridiazole*	0.002 / 0.005	0.15	N/A	ND	PASS
Fenhexamid	0.003 / 0.008	≥ LOQ	N/A	ND	PASS
Fenoxycarb	0.003 / 0.010	0.01	N/A	ND	PASS
Fenpyroximate	0.007 / 0.020	≥ LOQ	N/A	ND	PASS
Fensulfothion	0.003 / 0.010	0.01	N/A	ND	PASS
Fenthion	0.003 / 0.010	0.01	N/A	ND	PASS
Fenvalerate	0.033 / 0.099	≥ LOQ	N/A	ND	PASS
Fipronil	0.003 / 0.010	0.01	N/A	ND	PASS
Flonicamid	0.007 / 0.022	0.025	N/A	ND	PASS
Fludioxonil	0.003 / 0.010	0.01	N/A	ND	PASS
Fluopyram	0.003 / 0.009	0.01	N/A	ND	PASS
Hexythiazox	0.003 / 0.010	≥ LOQ	N/A	ND	PASS
Imazalil	0.003 / 0.009	0.01	N/A	ND	PASS
Imidacloprid	0.003 / 0.010	0.01	N/A	ND	PASS
Iprodione	0.077 / 0.233	0.5	N/A	ND	PASS
Kinoprene	0.077 / 0.233	1.25	N/A	ND	PASS
Kresoxim-methyl	0.006 / 0.019	0.15	N/A	ND	PASS
λ-Cyhalothrin	0.068 / 0.206	≥ LOQ	N/A	ND	PASS
Malathion	0.003 / 0.009	0.01	N/A	ND	PASS
Metalaxyl	0.003 / 0.010	0.01	N/A	ND	PASS
Methiocarb	0.003 / 0.008	0.01	N/A	ND	PASS
Methomyl	0.008 / 0.025	0.025	N/A	ND	PASS
Methoprene	0.172 / 0.521	≥ LOQ	N/A	ND	PASS
Mevinphos	0.008 / 0.024	0.025	N/A	ND	PASS
MGK-264	0.015 / 0.047	≥ LOQ	N/A	ND	PASS
Myclobutanil	0.003 / 0.009	0.01	N/A	ND	PASS
Naled	0.021 / 0.064	≥ LOQ	N/A	ND	PASS
Novaluron	0.002 / 0.005	0.025	N/A	ND	PASS
Oxamyl	0.017 / 0.051	1.5	N/A	ND	PASS
Paclobutrazol	0.003 / 0.010	0.01	N/A	ND	PASS
Parathion-methyl	0.016 / 0.050	≥ LOQ	N/A	ND	PASS
Pentachloronitrobenzene*	0.004 / 0.012	≥ LOQ	N/A	ND	PASS
Permethrin	0.056 / 0.168	≥ LOQ	N/A	ND	PASS
Phenothrin	0.016 / 0.047	≥ LOQ	N/A	ND	PASS
Phosmet	0.007 / 0.020	≥ LOQ	N/A	ND	PASS
Piperonyl Butoxide	0.010 / 0.029	1.25	N/A	ND	PASS
Pirimicarb	0.003 / 0.009	0.01	N/A	ND	PASS
Prallethrin	0.015 / 0.046	≥ LOQ	N/A	ND	PASS
Propiconazole	0.027 / 0.080	≥ LOQ	N/A	ND	PASS
Propoxur	0.003 / 0.008	0.01	N/A	ND	PASS
Pyraclostrobin	0.003 / 0.010	0.01	N/A	ND	PASS

Continued on next page



Pesticide Analysis *Continued*

PESTICIDE TEST RESULTS - 01/12/2023 *continued* ✔ PASS

COMPOUND	LOD/LOQ (µg/g)	ACTION LIMIT (µg/g)	MEASUREMENT UNCERTAINTY (µg/g)	RESULT (µg/g)	RESULT
Pyrethrins	0.016 / 0.049	≥ LOQ	N/A	ND	PASS
Pyridaben	0.005 / 0.017	0.02	N/A	ND	PASS
Pyriproxyfen	0.003 / 0.009	≥ LOQ	N/A	ND	PASS
Resmethrin	0.013 / 0.039	0.05	N/A	ND	PASS
Spinetoram	0.003 / 0.010	0.01	N/A	ND	PASS
Spinosad	0.003 / 0.010	0.01	N/A	ND	PASS
Spirodiclofen	0.031 / 0.093	≥ LOQ	N/A	ND	PASS
Spiromesifen	0.016 / 0.050	≥ LOQ	N/A	ND	PASS
Spirotetramat	0.003 / 0.010	0.01	N/A	ND	PASS
Spiroxamine	0.020 / 0.062	≥ LOQ	N/A	ND	PASS
Tebuconazole	0.003 / 0.010	0.01	N/A	ND	PASS
Tebufozide	0.003 / 0.008	0.01	N/A	ND	PASS
Teflubenzuron	0.007 / 0.022	0.025	N/A	ND	PASS
Tetrachlorvinphos	0.003 / 0.008	0.01	N/A	ND	PASS
Tetramethrin	0.021 / 0.063	≥ LOQ	N/A	ND	PASS
Thiabendazole	0.006 / 0.020	≥ LOQ	N/A	ND	PASS
Thiacloprid	0.003 / 0.009	0.01	N/A	ND	PASS
Thiamethoxam	0.003 / 0.010	0.01	N/A	ND	PASS
Thiophanate-methyl	0.013 / 0.040	≥ LOQ	N/A	ND	PASS
Trifloxystrobin	0.003 / 0.009	0.01	N/A	ND	PASS



Mycotoxin Analysis

MYCOTOXIN TEST RESULTS - 01/10/2023 ✔ PASS

Mycotoxin analysis utilizing high-performance liquid chromatography-mass spectrometry (HPLC-MS).

Method: QSP 1212 - Analysis of Pesticides and Mycotoxins by LC-MS

COMPOUND	LOD/LOQ (µg/kg)	ACTION LIMIT (µg/kg)	MEASUREMENT UNCERTAINTY (µg/kg)	RESULT (µg/kg)	RESULT
Aflatoxin B1	1.6 / 5.0	5	N/A	ND	PASS
Aflatoxin B2	1.4 / 4.1		N/A	ND	
Aflatoxin G1	1.6 / 4.9		N/A	ND	
Aflatoxin G2	1.6 / 5.0		N/A	ND	
Total Aflatoxin		20		ND	PASS
Ochratoxin A	1.6 / 5.0	5	N/A	ND	PASS



Residual Solvents Analysis

Residual Solvent analysis utilizing gas chromatography-mass spectrometry (GC-MS).

Method: QSP 1204 - Analysis of Residual Solvents by GC-MS

Total Butanes = n-Butane + 2-Methylpropane (Isobutane)
Total Heptanes = 2,2-Dimethylpentane (Neoheptane) + 2,3-Dimethylpentane + 2,4-Dimethylpentane + 3,3-Dimethylpentane + 2,2,3-Trimethylbutane (Triptane) + 2-Methylhexane (Isoheptane) + 3-Methylhexane + 3-Ethylpentane + n-Heptane
Total Xylenes = 1,2-Dimethylbenzene (o-Xylene) + 1,3-Dimethylbenzene (m-Xylene) / 1,4-Dimethylbenzene (p-Xylene)

RESIDUAL SOLVENTS TEST RESULTS - 01/10/2023

COMPOUND	LOD/LOQ (µg/g)	ACTION LIMIT (µg/g)	MEASUREMENT UNCERTAINTY (µg/g)	RESULT (µg/g)	RESULT
Propane	0.234 / 0.781	1000	N/A	ND	PASS
2-Methylpropane (Isobutane)	0.052 / 0.173		N/A	ND	
n-Butane	0.019 / 0.063		±0.0260	0.629	
Total Butanes		1000		0.629	PASS
n-Pentane	0.310 / 1.033	1000	N/A	ND	PASS
n-Hexane	0.110 / 0.366	60	N/A	<LOQ	PASS
2,2-Dimethylpentane (Neoheptane)	0.493 / 1.642		N/A	ND	
2,3-Dimethylpentane	1.009 / 3.365		N/A	ND	
2,4-Dimethylpentane	0.737 / 2.458		N/A	ND	
3,3-Dimethylpentane	0.198 / 0.660		N/A	ND	
2,2,3-Trimethylbutane (Triptane)	0.521 / 1.738		N/A	ND	
2-Methylhexane (Isoheptane)	0.610 / 2.034		N/A	ND	
3-Methylhexane	0.235 / 0.785		N/A	ND	
3-Ethylpentane	0.304 / 1.012		N/A	ND	
n-Heptane	13.12 / 43.72		N/A	ND	
Total Heptanes		1000		ND	PASS
Benzene	0.089 / 0.295	2	N/A	ND	PASS
Toluene	0.115 / 0.382	180	N/A	ND	PASS
1,3-Dimethylbenzene / 1,4-Dimethylbenzene	0.451 / 1.502		N/A	ND	
1,2-Dimethylbenzene (o-Xylene)	0.387 / 1.289		N/A	ND	
Total Xylenes		430		ND	PASS
Methanol	5.534 / 16.77	600	±0.982	75.51	PASS
Ethanol	8.984 / 27.23	1000	N/A	ND	PASS
2-Propanol (Isopropyl Alcohol)	8.421 / 25.52	1000	N/A	ND	PASS
Acetone	9.510 / 28.82	1000	N/A	<LOQ	PASS

Heavy Metals Analysis

Heavy metal analysis utilizing inductively coupled plasma-mass spectrometry (ICP-MS).

Method: QSP 1160 - Analysis of Heavy Metals by ICP-MS

HEAVY METALS TEST RESULTS - 01/10/2023

COMPOUND	LOD/LOQ (µg/g)	ACTION LIMIT (µg/g)	MEASUREMENT UNCERTAINTY (µg/g)	RESULT (µg/g)	RESULT
Arsenic	0.02 / 0.1	1.5	N/A	<LOQ	PASS
Cadmium	0.02 / 0.05	0.5	±0.001	0.05	PASS
Lead	0.04 / 0.1	0.5	N/A	ND	PASS
Mercury	0.002 / 0.01	1.5	N/A	<LOQ	PASS

NOTES

CoA Amended Update: Order Details- Unit Mass/Assays



CERTIFICATE OF ANALYSIS

4700 Innovation Drive, Ste B3
 Fort Collins, CO 80525
 Phone:(970) 692-4486

TRADE SECRET / CONFIDENTIAL COMMERCIAL INFORMATION

WO: 2211710							
Rec. Date: 12/2/2022 15:53		Report Date: 12/7/2022		Report No: WAL-199793			
Sample No	Coll Date	Form	Type	Description	TCC (Spread) (CFU/g)	Total Enteric Count (Spread) (CFU/g)	YM (Microfilm) (CFU/g)
22MB-2211710-37 937	12/1/2022	Pet Treat	FINISHED PRODUCT	Hemp Extract Dog Chew 300mg Chicken Liver Bulk SO# 6215-2 LOT# 20223325-1 BB 05/2024	40	60	<10

Test Method: TCC (Spread) = Total Coliform Count MB072.03 (CMMEF, 4 th Ed., Ch. 8)(Spread Plate), Total Enteric Count (Spread) = Total Enteric Count MB219.03 (CMMEF, 4 th Ed., Ch. 8)(Spread Plate), YM (Microfilm) = Yeast and Mold Count MB074.03 (AOAC - RI PTM 051702)(Microfilm)

UNLESS OTHERWISE NOTED, ALL SAMPLES WERE RECEIVED IN ACCEPTABLE CONDITION. THE RESULT(S) IN THIS REPORT RELATE ONLY TO THE PORTION OF THE SAMPLE(S) TESTED. THIS REPORT DOES NOT CONSTITUTE A RELEASE OF PRODUCT FOR CONSUMPTION. THIS REPORT SHALL NOT BE REPRODUCED EXCEPT IN FULL, WITHOUT WRITTEN APPROVAL OF THE LABORATORY. THIS DOCUMENT CONTAINS CONFIDENTIAL COMMERCIAL INFORMATION PURSUANT TO 5 U.S.C. SEC. 552(b)(4).

Authorized Analyst: Elizabeth Forsyth

CERTIFICATE OF ANALYSIS

4700 Innovation Drive, Ste B3
Fort Collins, CO 80525
Phone:(970) 692-4486

TRADE SECRET / CONFIDENTIAL COMMERCIAL INFORMATION

WO: 2211709						Rec. Date: 12/2/2022 15:51		Report Date: 12/3/2022		Report No: WAL-199590	
Sample No	Coll Date	Form	Type	Description	Salmonella spp. (375g)						
22MB-2211709-37 936	12/1/2022	Pet Treat	FINISHED PRODUCT	Hemp Extract Dog Chew 300mg Chicken Liver Bulk SO# 6215-2 LOT# 20223325-1 BB 05/2024	Negative						
Test Method: Salmonella spp. (375g) = Salmonella spp. (375g) MB217.01 (AOAC Cert # 100701)(PCR)											

UNLESS OTHERWISE NOTED, ALL SAMPLES WERE RECEIVED IN ACCEPTABLE CONDITION. THE RESULT(S) IN THIS REPORT RELATE ONLY TO THE PORTION OF THE SAMPLE(S) TESTED. THIS REPORT DOES NOT CONSTITUTE A RELEASE OF PRODUCT FOR CONSUMPTION. THIS REPORT SHALL NOT BE REPRODUCED EXCEPT IN FULL, WITHOUT WRITTEN APPROVAL OF THE LABORATORY. THIS DOCUMENT CONTAINS CONFIDENTIAL COMMERCIAL INFORMATION PURSUANT TO 5 U.S.C. SEC. 552(b)(4).



Authorized Analyst: Vaughn Wingo



IEH
**Laboratories &
 Consulting Group**

CERTIFICATE OF ANALYSIS

4700 Innovation Drive, Ste B3
 Fort Collins, CO 80525
 Phone:(970) 692-4486

IEH Laboratories & Consulting Group
 IEH-Warren Analytical Laboratory
 650 O St.
 Greeley, CO 80631
 Phone:970-475-0252 Fax:970-475-0280
 www.iehinc.com / www.warrenlab.com

TRADE SECRET / CONFIDENTIAL COMMERCIAL INFORMATION

WO: 2211708		Rec. Date: 12/2/2022 15:48		Report Date: 12/5/2022		Report No: WAL-199626	
Sample ID#	Test Date	Coll. Date	Form	Type	Description	ECC (Spread) (CFU/g)	
22MB-2211708-37935	12/2/2022	12/1/2022	Pet Treat	FINISHED PRODUCT	Hemp Extract Dog Chew 300mg Chicken Liver Bulk SO# 6215-2 LOT# 20223325-1 BB 05/2024	<10	
Test Method: ECC (Spread) = E. coli Count MB072.03 (CMMEF, 4 th Ed., Ch. 8)(Spread Plate)							

UNLESS OTHERWISE NOTED, ALL SAMPLES WERE RECEIVED IN ACCEPTABLE CONDITION. THE RESULT(S) IN THIS REPORT RELATE ONLY TO THE PORTION OF THE SAMPLE(S) TESTED. THIS REPORT DOES NOT CONSTITUTE A RELEASE OF PRODUCT FOR CONSUMPTION. THIS REPORT SHALL NOT BE REPRODUCED EXCEPT IN FULL, WITHOUT WRITTEN APPROVAL OF THE LABORATORY. THIS DOCUMENT CONTAINS CONFIDENTIAL COMMERCIAL INFORMATION PURSUANT TO 5 U.S.C. SEC. 552(b)(4).

Authorized Analyst: Elizabeth Forsyth